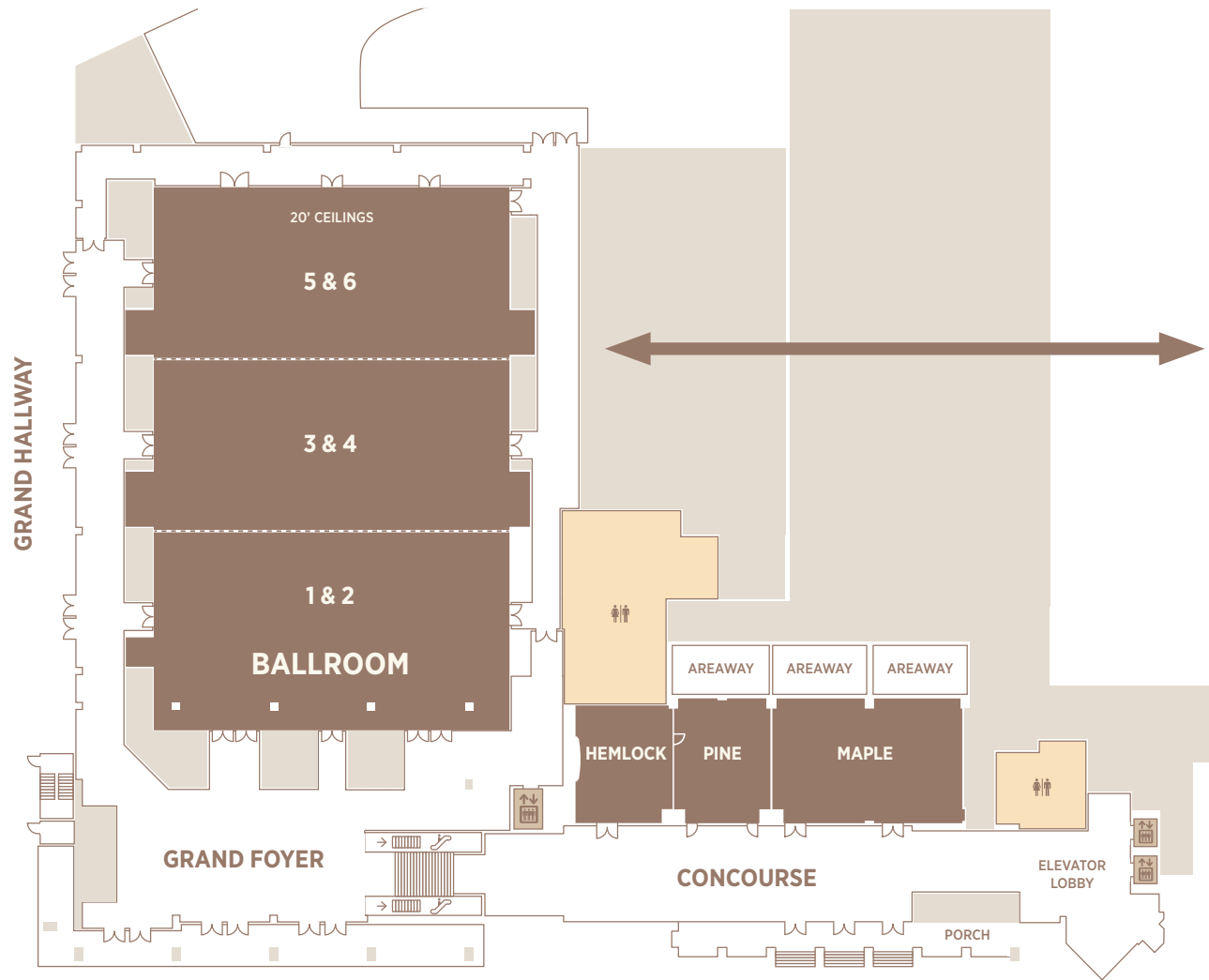




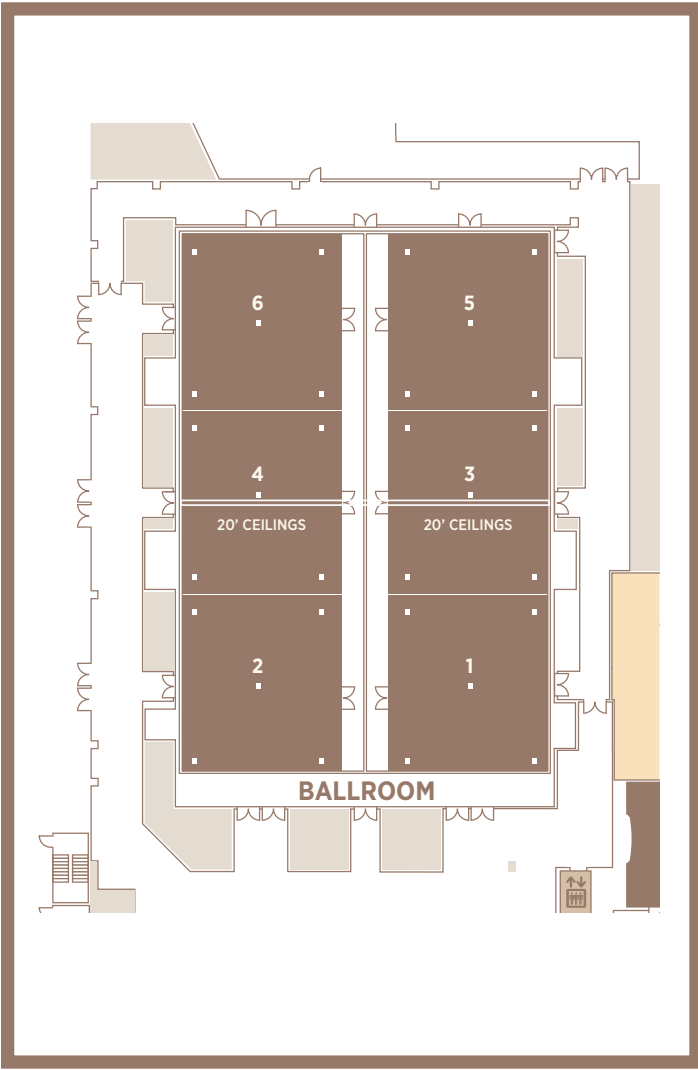
MOUNT AIRY
CASINO • RESORT • SPA

PROPERTY MAPS

EVENT CENTER 3 ROOM LAYOUT



6 ROOM LAYOUT



CAPACITY CHART

	Sq. Ft	Dimensions	Theater	Classroom 3 per 8'	Classroom 4 per 8'	U-Shaped	Hollow Square	Conference	Crescent Rounds	Rounds of 8	Rounds of 10
2nd Floor											
Maple	2000	100' x 20'	200	48 / 60	64	52	60	40	60	80	100
Pine	1000	50' x 20'	100	24 / 30	32	26	30	20	30	40	50
Hemlock	1000	50' x 20'	100	24 / 30	32	26	30	20	30	40	50
M/P/H	4000	200' x 20'	400	96 / 120	128	104	120	80	120	160	200

Ballroom *With Air Walls*

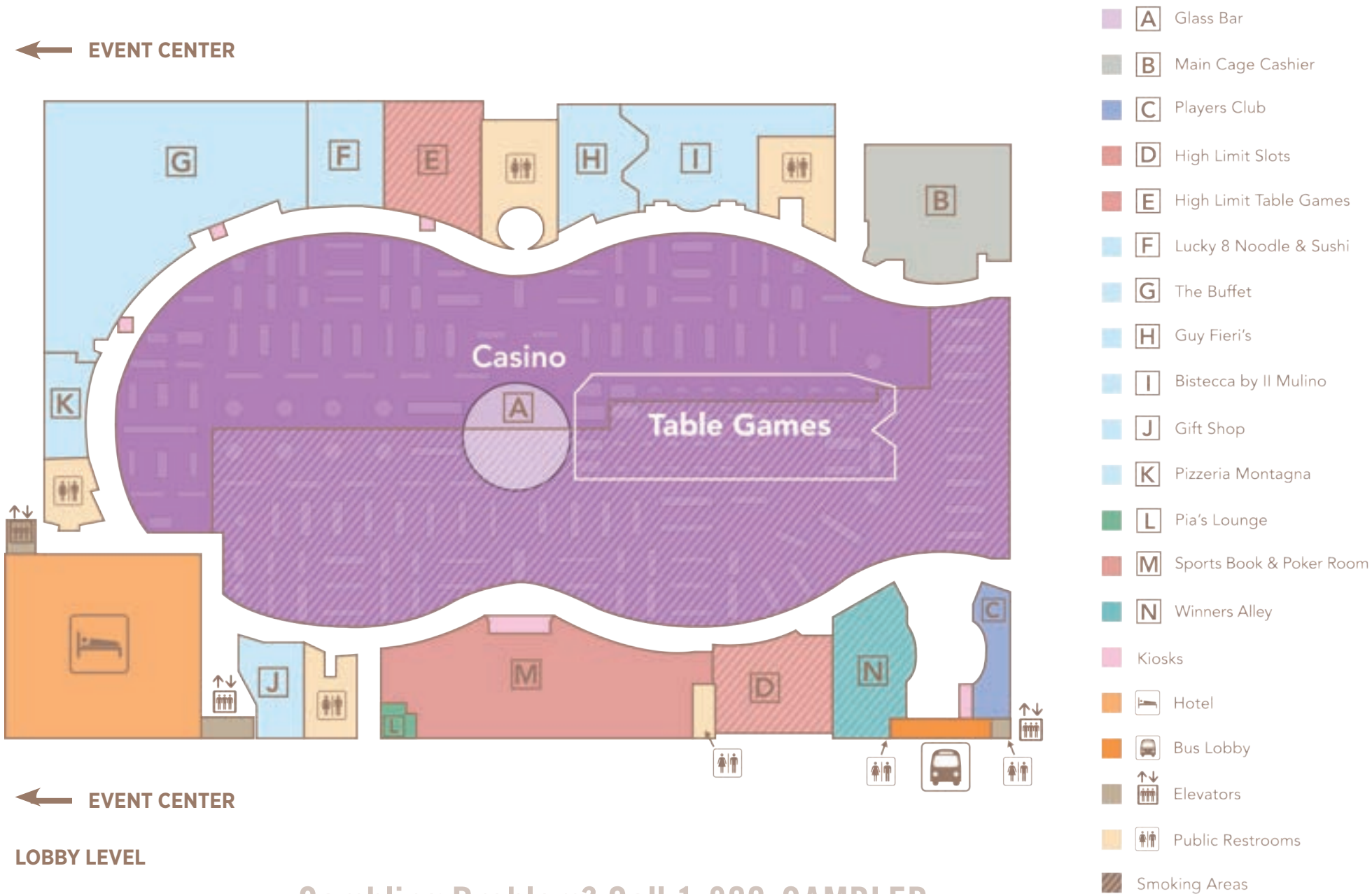
One Section	2500	50' x 50'	275	75	100				96	128	160
Two Sections	5000	100' x 50'	550	150	200				192	256	320
Three Sections	7500	100' x 75'	825	225	300				288	384	480
Four Sections	10000	100' x 1000'	1100	300	400				384	512	640
Five Sections	12500	125' x 100'	1375	375	500				480	640	800
Six Sections	15000	100' x 150'	1650	450	600				576	768	960

Ballroom *Without Air Walls*

One Section				105	140				150	200	250
Two Sections				210	280				300	400	500
Three Sections				315	420				450	600	750

NOTE: (1) Section = 16 Rounds, (1) Section + Hallway = 25 Rounds, (1) Section = 150 Theater Seating

PROPERTY LAYOUT



Gambling Problem? Call 1-800-GAMBLER.